

DENVER BRONCOS

# ACCOUNT MANAGER USER GUIDE


## HOW TO SEND YOUR TICKETS



# STEP 1

DOWNLOAD THE BRONCOS 365 APP FROM THE APPLE APP STORE OR THE GOOGLE PLAY STORE.

OPEN THE BRONCOS 365 APP.




DENVER BRONCOS

# ACCOUNT MANAGER USER GUIDE

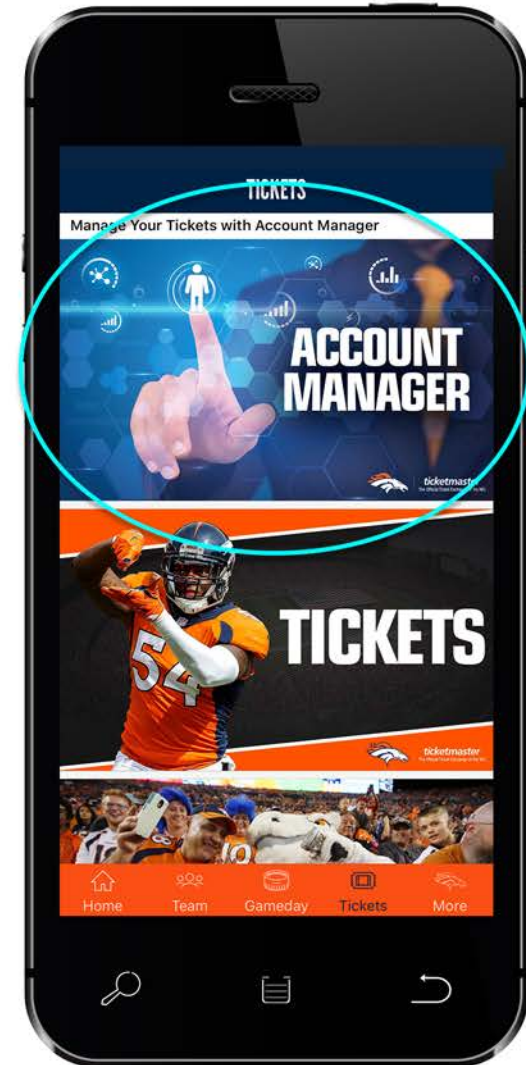
## HOW TO SEND YOUR TICKETS



### STEP 2



OPEN THE BRONCOS 365 APP AND SELECT 'TICKETS'.



CLICK ON ACCOUNT MANAGER.

DENVER BRONCOS

# ACCOUNT MANAGER USER GUIDE

## HOW TO SEND YOUR TICKETS



### STEP 3

TYPE IN THE EMAIL ADDRESS AND PASSWORD ACCOCIATED WITH YOUR DENVER BRONCOS ACCOUNT AND THEN SELECT 'SIGN IN'

**GET YOUR BRONCOS TICKETS**  
Sign in with your Broncos or Ticketmaster account.

Email  
\_\_\_\_\_

Password  
\_\_\_\_\_

[SIGN IN](#)

[Forgot password?](#) [Create New Account](#)

**\*IF YOU HAVE FORGOTTEN YOUR PASSWORD CLICK 'FORGOT PASSWORD?' TO RESET.**

**GET YOUR BRONCOS TICKETS**  
Sign in with your Broncos or Ticketmaster account.

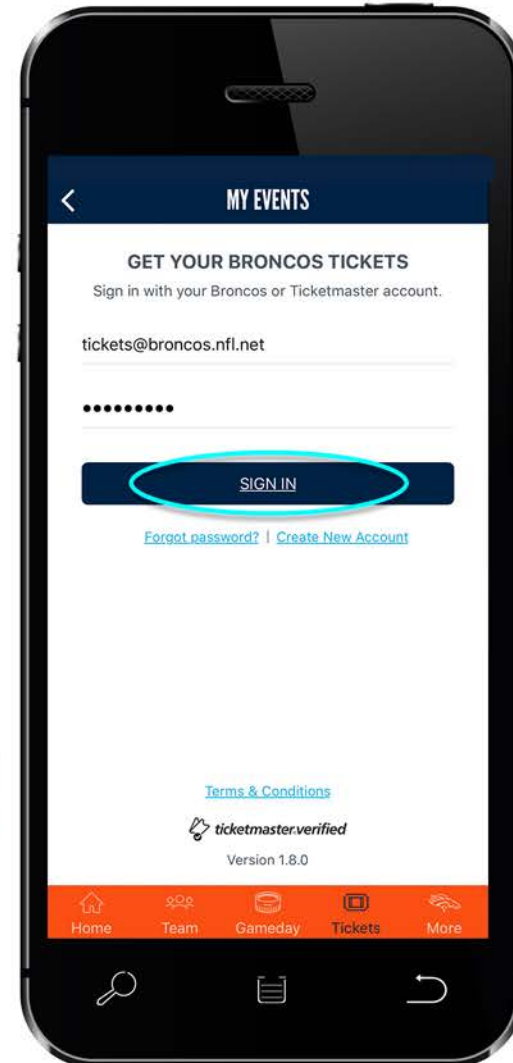
Email  
\_\_\_\_\_

Password  
\_\_\_\_\_

[SIGN IN](#)

[Forgot password?](#) [Create New Account](#)

**\*IF YOU DO NOT HAVE AN ACCOUNT SELECT 'CREATE NEW ACCOUNT'**



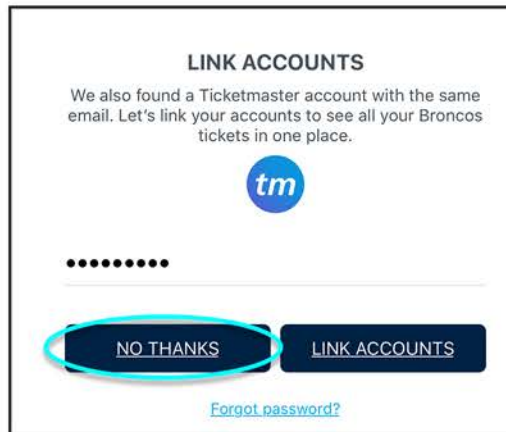
# ACCOUNT MANAGER USER GUIDE

## HOW TO SEND YOUR TICKETS

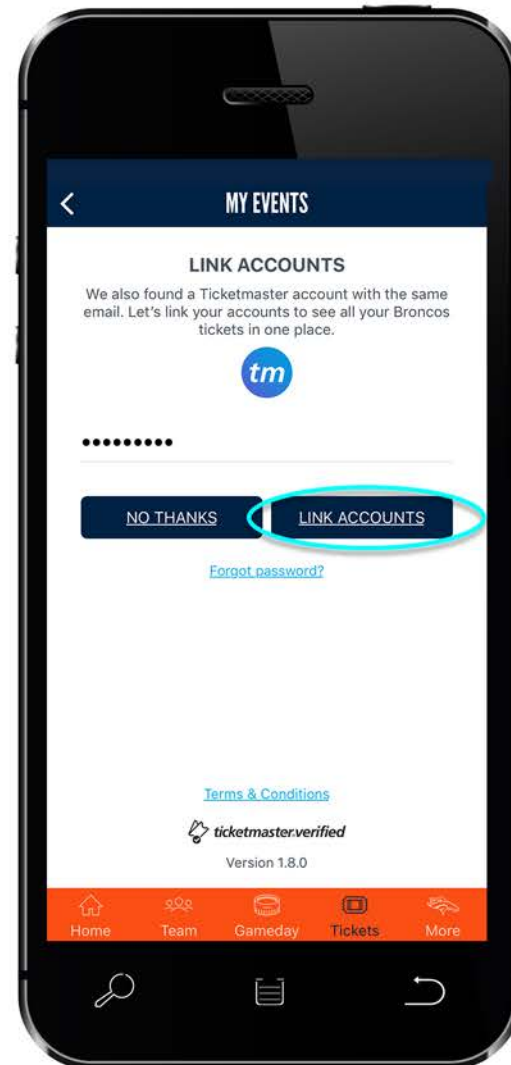


### STEP 4

**\*NEW FEATURE: YOU NOW HAVE THE ABILITY TO LINK YOUR BRONCOS 365 ACCOUNT WITH ANY OF YOUR TICKETMASTER PURCHASES. IF THIS IS A FEATURE YOU WOULD LIKE TO TAKE ADVANTAGE OF PLEASE ENTER YOUR TICKETMASTER PASSWORD HERE AND CLICK 'LINK ACCOUNTS'.**



**\*IF YOU WOULD PREFER TO KEEP YOUR BRONCOS AND TICKETMASTER ACCOUNTS SEPARATE - CLICK "NO THANKS"**



DENVER BRONCOS

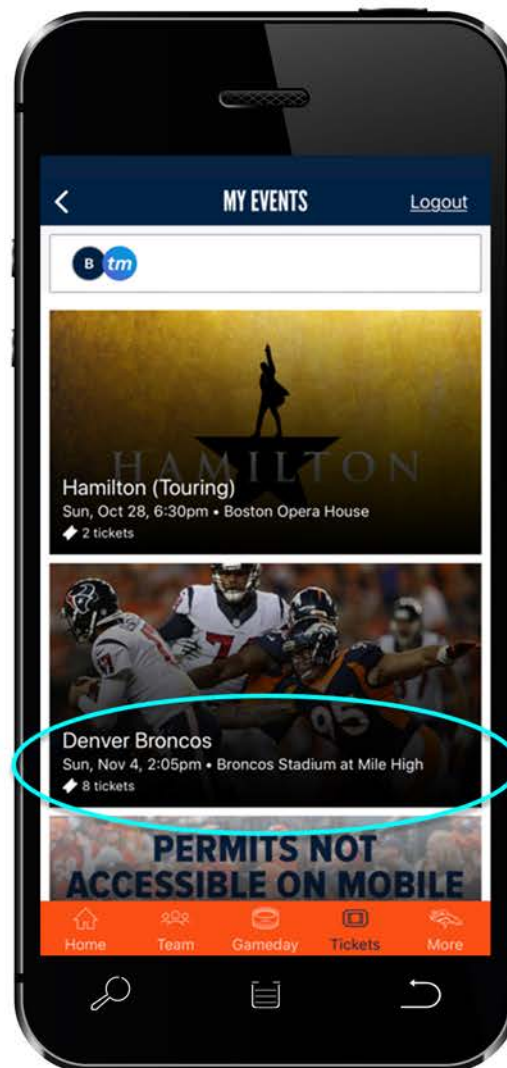
# ACCOUNT MANAGER USER GUIDE

## HOW TO SEND YOUR TICKETS



### STEP 5

ONCE YOU ARE LOGGED IN TO YOUR ACCOUNT,  
SELECT THE GAME YOU WOULD LIKE TO SEND.



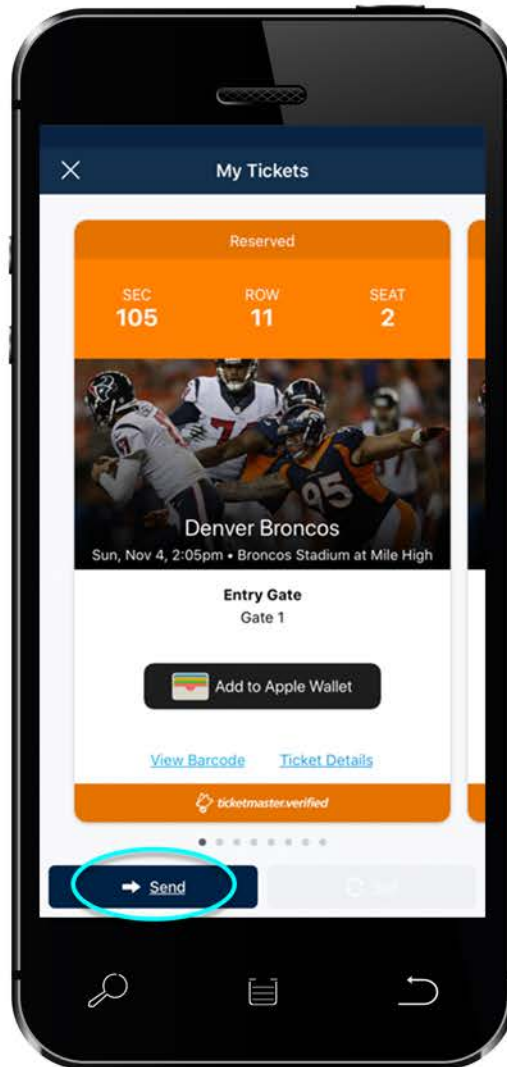
DENVER BRONCOS

# ACCOUNT MANAGER USER GUIDE

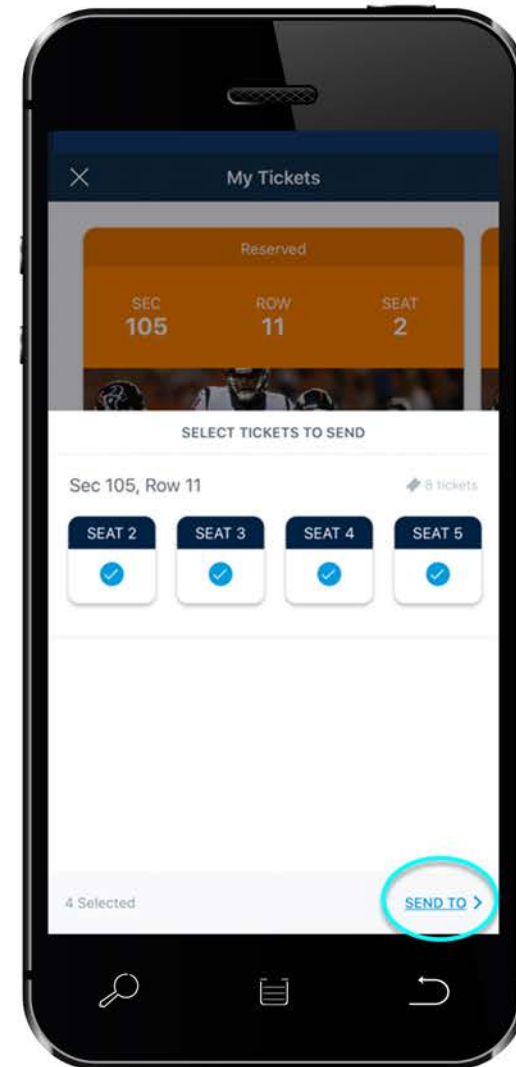
## HOW TO SEND YOUR TICKETS



### STEP 6



SELECT 'SEND' IN THE BOTTOM LEFT HAND CORNER

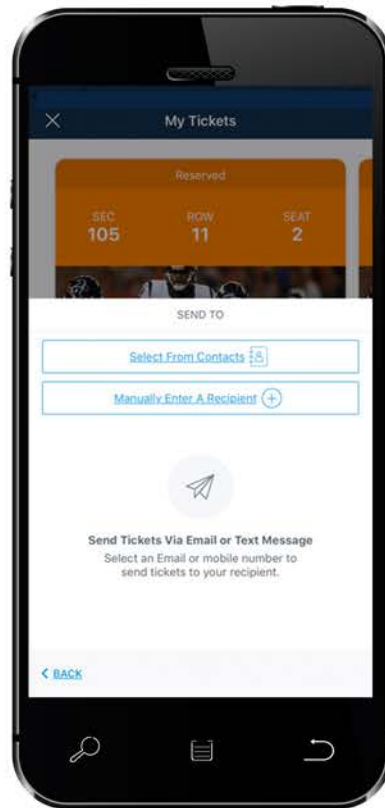


SELECT THE TICKETS YOU WOULD LIKE TO SEND.  
THEN CLICK 'SEND TO'

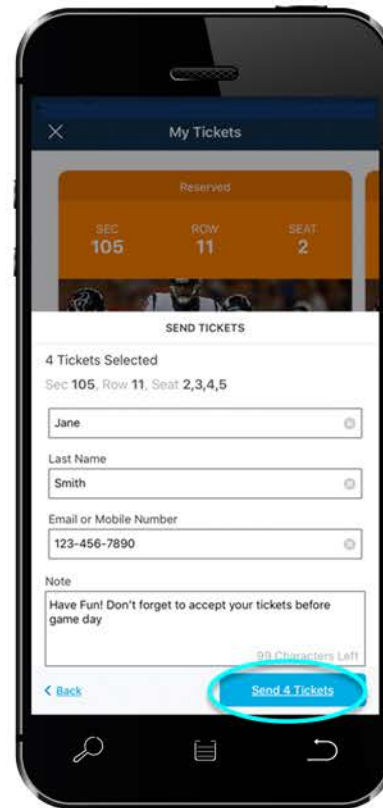




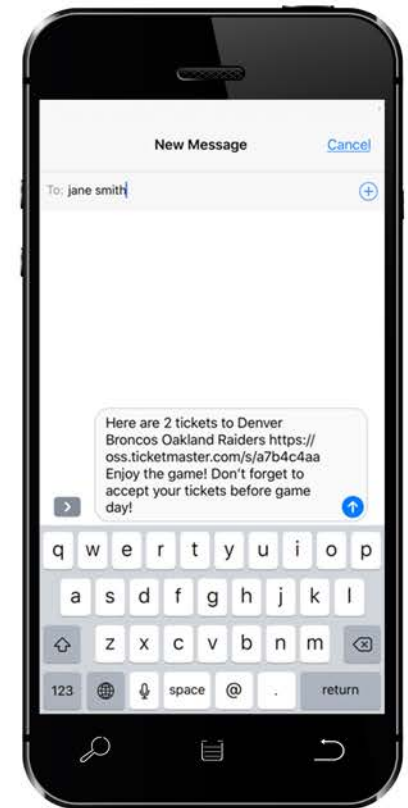
**STEP 7**



**SELECT YOUR RECIENT FROM THE 'SELECT FROM CONTACTS' BUTTON AND SELECT YOUR RECIENT OR SELECT 'MANUALLY ENTER A RECIENT'.**



**ENTER THE RECIENTS INFORMATION**



**IF YOU ARE SENDING THE TICKETS VIA TEXT: SELECT 'SEND TICKETS' A NEW TEXT MESSAGE WILL POPULATE - VIEW THE TEXT AND THEN SEND THE TEXT.**

**\*YOU CAN NOW CHOOSE TO SEND THE OFFER VIA EMAIL OR TEXT. IF YOU WOULD LIKE TO SEND VIA EMAIL SIMPLY ENTER THE RECIENTS EMAIL ADDRESS AND SELECT 'SEND TICKETS'.**